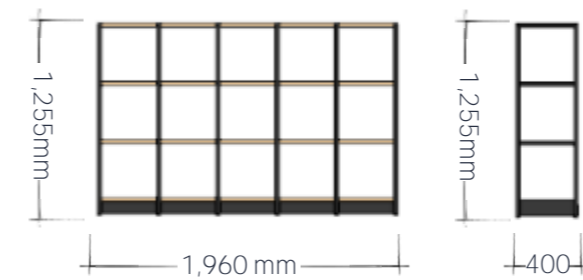
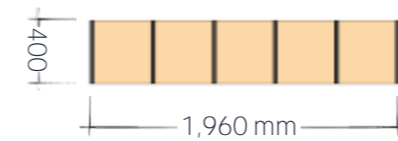


COMBO UNIT

Edition | 2025



The Combo unit is a versatile modular shelving system designed to enhance both organisation and spatial design. It includes freestanding shelving units, planter shelf units, and shelving units that can be mounted on cabinets, offering a flexible solution to suit any office layout.

More than just a traditional shelving system, Combo is ideal for shaping and dividing spaces. Whether positioned in an open-plan environment, against a wall, or on top of cabinets, it seamlessly integrates into various office settings, providing both functionality and style.


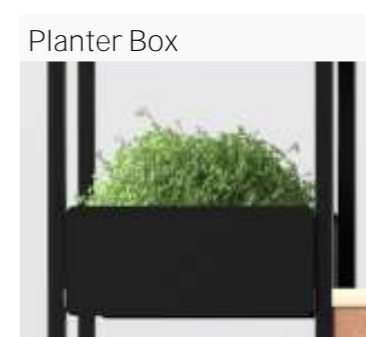
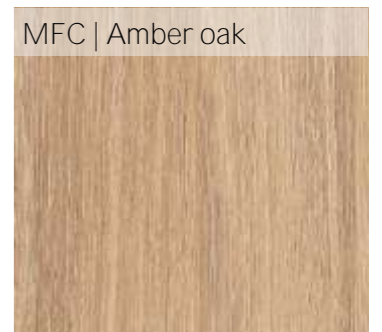
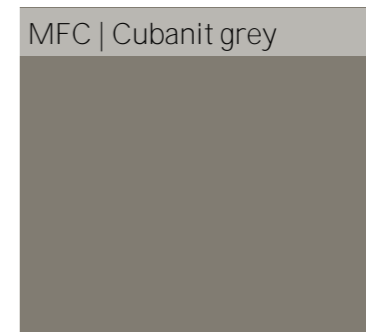

Designed for the modern workplace, the Combo collection combines practicality with adaptability. Its sleek, modular design allows for effortless customisation, while its environmentally friendly materials make it sustainable for forward-thinking offices.

Available in different configurations.

Workplace Designs
Architecture | Project Consultancy | Furniture | CAD & Graphics

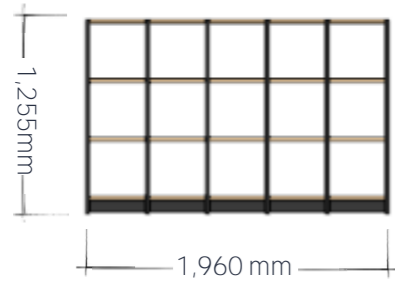
COMBO UNIT

Edition | 2025

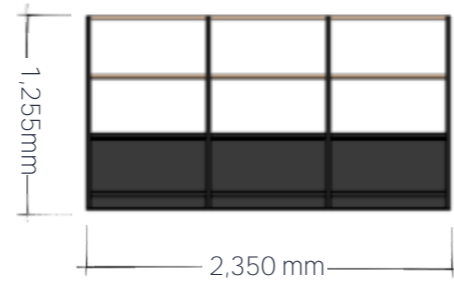


COMBO UNIT

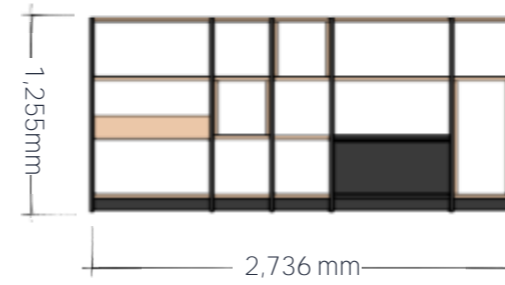
Edition | 2025



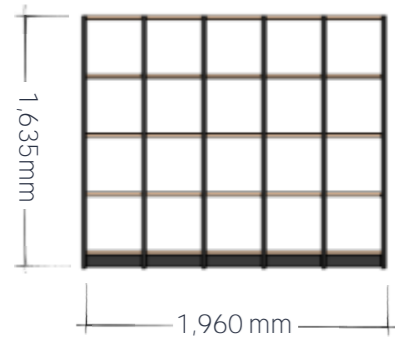
3H display shelves



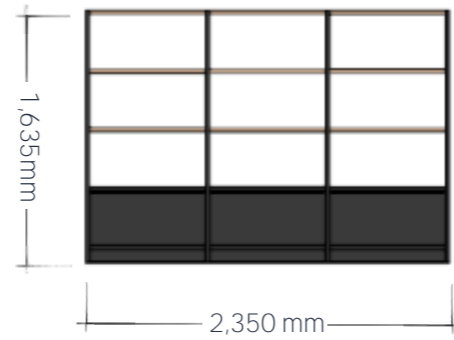
3H display shelves with drawers



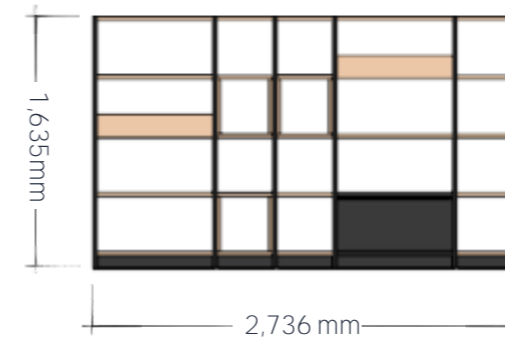
3H display shelves with drawers, open shelves box & planter.



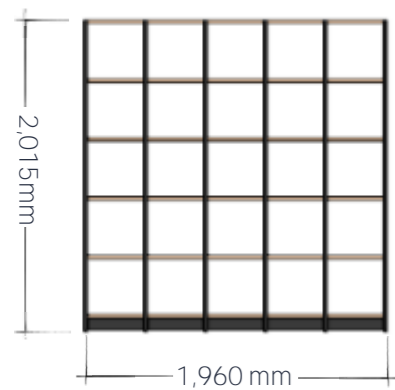
4H display shelves



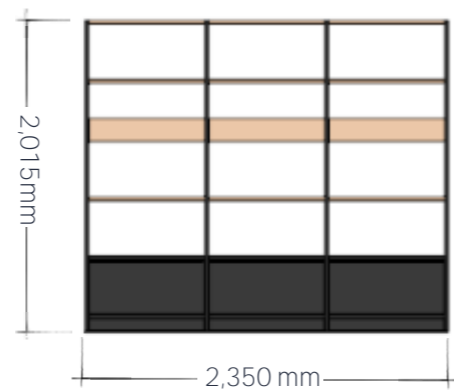
4H display shelves With drawers



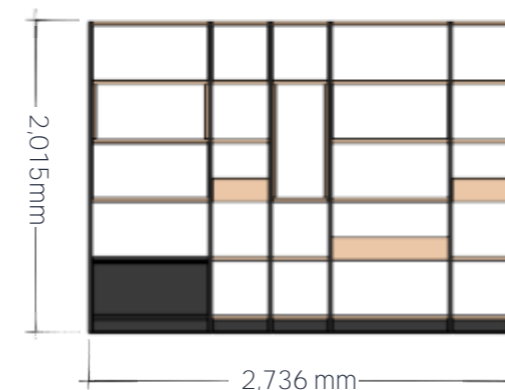
4H display shelves With drawers, open shelves box & planters.




5H display shelves



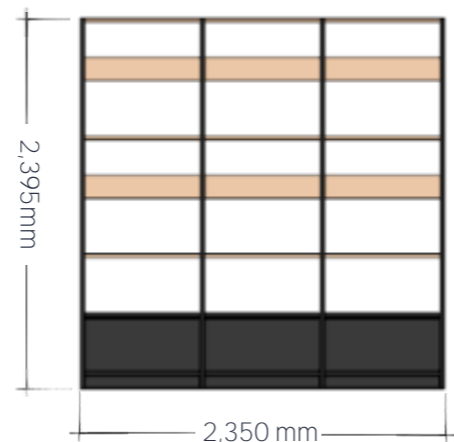
5H display shelves With drawers



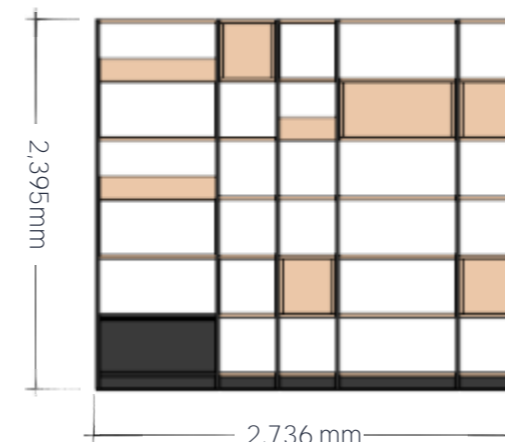
5H display shelves With drawers, open shelves box & planters.



6H display shelves



6H display shelves With drawers



6H display shelves with drawers, open shelves box & planters.

*Available in different configurations.